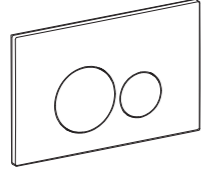
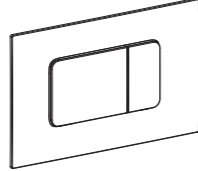


## 手动隐藏式水箱工作面板使用说明书 USE INSTRUCTIONS FOR MANUAL ACTUATOR PLATE

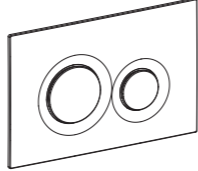
### 适用产品 Applied to product



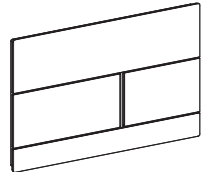
产品型号: MB176G#WH  
Product Models: MB176G#WH



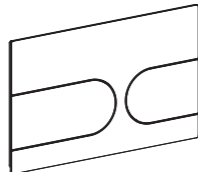
产品型号: MB170P#WH  
Product Models: MB170P#WH  
产品型号: MB170P#SS  
Product Models: MB170P#SS



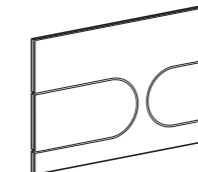
产品型号: MB174P#WH  
Product Models: MB174P#WH  
产品型号: MB174P#SS  
Product Models: MB174P#SS



产品型号: MB171M#SS  
Product Models: MB171M#SS



产品型号: MB175M#SS  
Product Models: MB175M#SS



产品型号: MB177M#S  
Product Models: MB177M#S  
产品型号: MB177M#N  
Product Models: MB177M#N

### 注意事项 Cautions

- ⚠ 提示: 表示如果无视此标志而错误理解、操作时可能发生误解、危害人体及损坏物品的事件。
- ⚠ Remind: If there is no sign of this ,it will lead to faulty understanding、misunderstanding occurred during operation、incidents of harming the human body or damaging goods.

### 简易故障判断及处理方法 Self diagnosis and troubleshooting

- ⚠ 温馨提示:  
以下表格的问题点的处理方法中有注明(针对用户)的,用户可以参照自行解决。如果解决不了,严禁未经指定的非专业人士进行自行拆解和维修,需及时联系相应的专业人士解决,避免问题扩大化或产生不必要的麻烦和损失。
- ⚠ Warm reminder:  
Users can handle problems by themselves in accordance with the table below if the solution has been marked out. Non-professionals are banned from disassembling and repairing. Please contact the corresponding professionals to solve this to avoid magnifying the problem or causing loss.

| 常见故障<br>Common faults   | 原因<br>Reason  | 处理方法<br>Processing methods  |
|---|---|---|
| <p>面板按不下去<br/>If the plate can't press down.</p>  | <p>传动杆未旋转到位,头部两翼与面板支架卡住。<br/>The transmission rod is not rotated to the position, or the head wings was stuck with the plate bracket.</p> | <p>拆下面板,按说明书将传动杆旋转到位,听到咔哒一声为到位(针对专业人员)。<br/>Remove the plate, according to the instruction manual and rotated the transmission rods,When heard a click sound explain it has been installed to the position(for professional person).</p>                                    |
| <p>冲水后一直有水流到马桶里,再次按压面板不冲水<br/>Water keep flowing into the toilet after flushing, and it doesn't flush when press the plate again.</p> | <p>传动杆太长,与编织管等零件卡住。<br/>Transmission rod is too long cause the parts stuck with braided tube.</p>   | <p>拆下面板,按说明书将传动杆裁切适当长度,再安装,听到咔哒一声为到位(针对专业人员)。<br/>Remove the plate,according to the instruction manual and cut the drive rod to appropriate length, installation again.When heard a click sound explain it has been installed to the position(for professional person).</p> |

# TOTO

## 手动隐藏式水箱工作面板使用说明书

### USE INSTRUCTIONS FOR MANUAL ACTUATOR PLATE

#### 清洁、废物处理 Cleaning and waste disposal

- 1、请使用清水或稀释的中性清洁剂（如洗洁精等）擦拭和清洁水箱面板，杜绝用腐蚀性强的清洁剂（如：去污粉、涂料稀释剂、苯等）或铁丝球进行擦拭，以免腐蚀并破坏面板的美观。

Use water or dilute mild detergent (such as detergent) to scrub and clean the panel, Never use the strong corrosive detergent (such as cleanser, paint thinner, benzene and so on) or wire ball to scrub, and to avoid the appearance of the panel being corroded or broken.

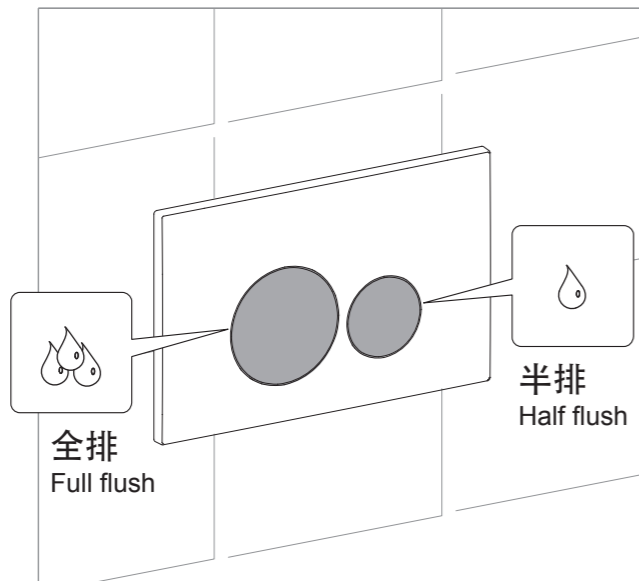
- 2、如果您需要废弃本产品，请勿将其作为一般生活垃圾处理，请依照法规经由独立的回收体系进行合适的处理、恢复和回收。

If you need to discard this product, please don't use it as a general life garbage disposal, Please in accordance with the laws and regulations by the recycling system of independent proper treatment, recovery and recycling.

#### 产品功能 product function

手动冲水开关,可手动全排或半排。

Manual flush button, You can place your hand in front of the actuator panel to activate the full or half flush.



请将说明书保留备用

Please keep the instruction manual for later use

#### 合格证

本品经检查判定合格  
产品名称：见包装箱上的标签  
产品型号：见包装箱上的标签  
检验日期：见包装箱上的标签  
检验员：QC001  
制造商：  
厦门和利多卫浴科技有限公司

#### 中国大陆地区联系方式 / China contact

东陶（中国）有限公司  
全国售后服务电话：800-820-9787  
手机用户：400-820-9787

扫描二维码，  
服务预约，方便快捷



#### 中国香港地区联系方式 / Hong Kong contact

**TOTO (H.K.)LTD.**  
RM.1101, 11/F No.3 Lockhart Rd. Wanchai, Hong Kong  
Phone : 852-2861-3177 / Fax : 852-2861-3563

#### 亚洲/大洋州地区联系方式 / Contact information for Asia/Oceania

**TOTO ASIA OCEANIA PTE. LTD.**  
10, Eunost Road 8, #12-07, Singapore Post Centre. Singapore 408600.  
Phone : +65-6744-6955 Fax : +65-6841-0819 <http://asia.toto.com/>

**TOTO ASIA OCEANIA PTE. LTD.**  
Middle East Branch LOB19-1701,02, Jebel Ali Free Zone, P.O. box 261804, Dubai U.A.E.  
Phone : +971-4-886-5983 Fax : +971-4-886-5986 <http://asia.toto.com/>

**TOTO ASIA OCEANIA PTE. LTD.**  
Manila Representative Office. Unit 706, Rufino Building, Ayala Avenue Corner V.A.  
Rufino Street, Makati City, 1226, Philippines.  
Phone : +63-2-8887-6643 Fax : +63-2-887-4084 <http://asia.toto.com/>

**TOTO ASIA OCEANIA PTE. LTD.**  
Yangon Branch # 0608 Sakura Tower, 339 Bogyoke Aung San Rd,  
Kyauktada Township, Yangon, Myanmar  
<http://asia.toto.com/>

**TOTO (THAILAND) LTD. Spare Part and After Service Center**  
77 Moo 5 HSIL Industrial Zone T.Nong -Plamor A.Nong-Khae Saraburi 18140 Thailand  
Phone : +66-92-246-5880 / +66-92-246-6612 / +66-36-382-760  
Fax : +66-2-650-9923 <http://th.toto.com/en/index.php>

**TOTO INDIA INDUSTRIES PVT. LTD**  
1002, Kamla Executive Park, Opposite Vazir Glass Works,  
Andheri Kurla Road, Andheri (E), Mumbai-400059. Maharashtra, India.  
Phone : +91-22-43112-111/112 Fax : +91-22-28325741/42 Hotline : +91-18001027088  
<https://in.toto.com/>

**TOTO VIETNAM Co., Ltd.**  
Lot F-1, F-2, F-3, F-4 Thang Long industrial park, Dong Anh Dist, Ha Noi, Vietnam  
Phone: +84-24-38811926 Fax: +84-24-38811928 Hotline: 1800558830  
<http://vn.toto.com>